

# MID-DEL ART GUILD



## NEWSFLASH

[www.mid-delartguild.com](http://www.mid-delartguild.com)

### Dec 2025 Newsflash

#### Meetings:

First Monday each month (except Sept.) From 6:30 to 8:45 pm. In-person.

**MIDWEST CITY LIBRARY**  
Auditorium  
8143 E. Reno Ave. (East of Midwest Blvd), OKC 73110  
(behind the Fire Station)

## Winter/Holiday Artwork Library Show



Midwest City Library

Hang Artwork between 2-4pm Monday, December 1

This December show is open to any PAID member of Mid-Del Art Guild! Bring two or three medium or small pieces, or one large piece, **WINTER or HOLIDAY THEMED**, to the lobby of Midwest City Library. Please include a card with each piece with your name, title of the piece, and the medium, as well as your contact information. **DO NOT** post a price! We are not allowed to post prices at the library. Artwork must be wired for hanging.



## Holiday Party at Olive Garden Del City

5915 Southeast 15th Street

6:00PM Monday, December 1



No guest artist in December. But we'll have dinner together at Olive Garden on SE 15<sup>th</sup> just east of Sooner Road. Note the time is 6:00 PM, a little earlier than our usual meeting time. Feel free to bring a spouse, friend, or other plus one. Remember that **YOU** will be paying for your food (and your guest's food) and tips. Dress for the season, and if you want to buy

more raffle tickets before the drawing, bring **MONEY**.


Our dear Treasurer, Kara Gardner, has rounded up a fantastic selection of **RAFFLE PRIZES** this year, and the \$2 per raffle ticket donation goes toward the cost of our Mid-Del Art Guild programs. Please be generous.




### Thank You to Sarah Russell Morphew

"I've been 'arting' in one form or another from a young age," says artist Sarah Russell Morphew. "On my 11<sup>th</sup> Birthday, Dad bought me a set of acrylic paints.

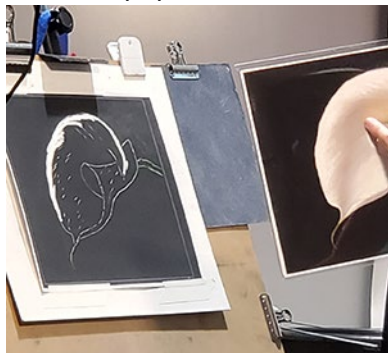
Then someone gifted me an old set of oils but they were messy." Sarah experimented with many medium. Then her husband Richard brought soft pastels into the marriage...





"I'm positive I get high off of color!" laughs Sarah. "It's always a problem,


though, how to paint with pastels when you're poor, because pastels are crazy expensive, the paper is expensive, the framing is expensive." Sarah prefers UArt 400 grit or ColorFix sanded papers, but now she works on self-prepared paper. She uses a foam roller to spread a coating of pastel ground to heavy paper. She uses Liquitex Clear Gesso or Golden Pastel Ground. She



adds that you can apply it with a brush to leave a bit of added texture. She also likes to use 60# black Strathmore Artagain for a dark background.

The rest of her gear includes a tripod

easel, a Masonite backboard and clips, a dabble board for testing colors (also coated with pastel ground), Hobby Lobby stacking trays, resume paper boxes, and various other shallow boxes into which she has sorted her various pastels, hard, medium and soft. Her collection of pastels includes Schminke, Sennelier, Blue Earth (available from DakotaPastels.com), Great American, Unison, Terry Ludwig, and some other random ones.



Sarah says she likes to lay in both her lightest lights and darkest darks first so they stay 'popped'. She

preselects some colors in a separate tray, and uses a pastel pencil to lay in sharp spots. She has Carb Othello, Conté and CreaColor pencil brands. At home she uses a plastic shower curtain to keep pastel dust off her clothes. She normally (in good weather) works outside to avoid inhaling pastel dust or introducing pastel dust into the air.



"I have 3 little assistants," Sarah says, holding up 3 fingers. "I save one for darks, one for lights, and one for middle values." She keeps a bucket with a wet washcloth and a dry washcloth handy to clean her fingers and keeps a damp washcloth hanging off her easel. She blends with her fingers.



She has an 11x14 piece of matboard wrapped with glassine paper and sandwiches her unframed pastels between layers with a clip on each side. She sells any



of her prints for \$20, and framed original artwork for \$120 with some exceptions.



After all the colors and values are established, she starts alternating back and forth to bring the colors into each other for a gradient blend.

"If you are beginning with pastels start small. My first painting was 6"x8"," Sarah suggested. When she is finished she covers the background with black pastel, which is darker than the black paper. She lays the paper flat so she can keep moving the loose dust into nearby areas and rubbing it in. She rubs and rubs the black in, to make it completely flat black.



Sarah may have inspired several members to try working in soft pastels. Her presentation was enthusiastically appreciated!



## LOCAL ARTIST OPPORTUNITIES

**Lost and Found Art project:** Make small paintings, put our special label on back, seal in plastic bag and "hide" in public place. Labels will be provided at the meeting. You choose or make some paintings or drawings to "Lose on Purpose" to promote your art as well as to promote the Guild.

**Your Artist Page on our MDAG Website:** You can have a sample gallery of your artwork (6-8 pieces) and your Artist Statement and Bio posted in our Gallery of Member Artists. Send an email with pictures of your artwork attached and a short bio and artist statement to [mdag.news@gmail.com](mailto:mdag.news@gmail.com) and we will get them posted. Your Artist Statement should answer questions like where are you from, how/when did you get interested in art, what style art are you drawn to create, interesting thing(s) to know about you, what motivates you, what other passions consume your time, and contact info. A bio should include a good headshot picture, what is your education and art training, where has your art been shown, have you a gallery that represents you, etc.

**Just to brighten your day!**

A Mid-Del Art Guild artist "lost" this art-on purpose—for YOU to find and bring a ray of sunshine your way!

What will you do with it? Frame it? Give it away? Leave it for others to find?

Please send an email to [mdag.news@gmail.com](mailto:mdag.news@gmail.com) with a photo of what you do with your new piece of art. Tell us where you found it and anything else you'd like to mention. **Enjoy your original art!**

Find out more about our group at: <https://www.facebook.com/middelartguild/>

Artist: \_\_\_\_\_ contact: \_\_\_\_\_

## SCHEDULED EVENTS

(all events shown are in the MWC Library Auditorium, unless noted otherwise)

**Dec. 1** — 2:00-4:00 PM — Hang artwork for MDAG Winter/Holiday Art Show at MWC Library (2-3 pieces)

**Dec. 1** — 6:00 PM — Annual Holiday Party/Dinner at Olive Garden on SE 15<sup>th</sup> east of Sooner Road

**Dec. 30** — 4:00 – 6:00PM — Pick up artwork from Library Winter/Holiday Art Show

**Jan. 5** — 6:30 PM — Monthly Meeting: Cindy McBride, Portraits in Pastels

**January** — **Annual Winners Show** – Ribbon Winners during 2025 display in the MWC Library foyer

**Feb. 2** — 6:30PM — Monthly Meeting: Jerron Johnston, Painting in Oils

• ===== •

## There is no Members' Choice ribbon competition in December.

• ===== •



### **Hangin' Around Town (HAT)** – Sandra Patterson, chair 405/822-2885

Be sure to sign up at the next MDAG meeting to show your work at businesses in the area. ***Hangin' Around Town is a great opportunity to show your art (and free up some space in your house for two months at a time).*** Signup sheets will be on the back table. The following months are scheduled:

#### **1st National Bank Del City:**

Marilyn Ragan Oct/Nov  
Lyuda Cameron Dec/Jan  
Candis Fredericksen Feb/Mar

#### **Anthony's Appliance:**

Candis Fredericksen Oct/Nov  
Marilyn Regan Dec/Jan  
OPEN Feb/Mar

#### **Marks Pharmacy:**

Cindy Van Kley Oct/Nov  
Joan Faught Dec/Jan  
Lyuda Cameron Feb/Mar

#### **Midwest Dental:**

Suzanne Henthorne Oct/Nov  
Cindy Van Kley Dec/Jan  
Joan Faught Feb/Mar

#### **Pet Vet on SE 15<sup>th</sup> & Key Blvd.:**

Jan Royce Oct/Nov  
Candis Fredericksen Dec/Jan  
Cindy Van Kley Feb/Mar

**Please Call Sandra Patterson with  
your tips for new locations!  
405/822-2885**

**Note from Sandra:** Anthony's is planning to find us a more visible spot to hang our work in their store, perhaps some display panels nearer the front entry doors! They want to help us get more sales from their location. Thank you!

• ===== •

## MDAG Officers and Appointed Positions for 2026:

#### **Executive Board:**

President – **Margee Gaeddert**  
1<sup>st</sup> VP Program Chair – **Katy Hall**  
2<sup>nd</sup> VP Show Chair – **Lyuda Cameron**  
Treasurer – **Kara Gardner**  
Secretary – **Sandra Sanchez**  
Member at Large – **Ron Morgan**  
Newsletter – **Cindy Van Kley**

#### **Appointed Positions:**

Parliamentarian – Joan Faught  
Hospitality – Karen Dickerson  
Hang Around Town – Sandra Patterson  
Greeter/art competition – Dana Masters /Elizabeth Painchaud  
Webmaster – Margee Gaeddert  
Social Media - Marilyn Regan

• ===== •

## Refreshments Volunteers

All members are requested to sign up to bring some refreshments **at least one month per year**. If everyone takes one turn per year, 3 or 4 people each month, there will be plenty of refreshments and no one person will have to bring more than one or two items. See below who has volunteered so far for upcoming meetings, and if you see a month that needs more volunteers, please

call  
**Karen Dickerson 405-640-3154** and volunteer.

**December 1<sup>st</sup>** – (Christmas Party)

**January 5<sup>th</sup>** – DeAun Olive, Cindy Van Kley, ?

**February 2<sup>nd</sup>** – Lyuda Cameron, Candis Fredericksen, Rose Roberts

**March 2<sup>nd</sup>** – Katy Hall, ?, ?



## Members' Choice Competition



Each month MDAG members have the opportunity to enter their work for voting by the members and by that month's guest artist. Congratulations to our ribbon winners! **There will be NO Members' Choice Competition in December since we will be at Olive Garden for dinner. *Don't***

*forget to bring a piece of art to the January meeting!*

**NOTE:** Those who won a Member's Choice ribbon in the previous month are not eligible for a Member's Choice ribbon the following month, but may enter for a chance at the Judge's Choice ribbon. Instead of a number, they need to choose one of the "NOT ELIGIBLE FOR MEMBER'S CHOICE" signs to put by their painting.

### November 2025 Winners

Judge's Choice	Candis Fredericksen	"Peonies in Pink"	watercolor/mixed media
1 <sup>st</sup> Place	Karen Dickerson	"Cricket"	mixed media
2 <sup>nd</sup> Place	Cindy Van Kley	"Mother Nature Waits"	acrylics
3 <sup>rd</sup> Place	Candis Fredericksen	"Peonies in Pink"	w/c + mixed media
Door Prize winner	Isabella Campos	<b>\$20 Olive Garden Gift Card</b>	

### Become a MDAG Member

Please introduce yourselves to any new faces you see at the meetings and make them feel like part of the family. If YOU have not yet joined, please take a moment now to fill out the membership form below and send it in with your check, or bring it to the next meeting. The member year runs January 1 through December 31. We want to see you and share our passion for art together. **Join or renew your membership.** Dues for single memberships paid after January will be **prorated at \$3 per month for the remaining months** of the member year.

Consider **car-pooling** to the meetings. **ART is more fun TOGETHER.** Sign up to share a ride at the next meeting!

## Join Mid-Del Art Guild

### Membership

**type:** ☐ Single/\$35 ☐ Student\*/\$20 ☐ Family\*\*/\$40 ☐ Business/\$40

☐ New

☐ Renewal

Referred by: \_\_\_\_\_

Date: \_\_\_\_\_ Favorite Medium(s): \_\_\_\_\_

Name(s): \_\_\_\_\_

Address \_\_\_\_\_

City \_\_\_\_\_ State \_\_\_\_\_ Zip \_\_\_\_\_

PHONE: Home \_\_\_\_\_ Cell \_\_\_\_\_

**E-Mail** (for newsletter) \_\_\_\_\_

\*Must be enrolled full time as Art Major, with current Student ID, or aged under 19 yrs old

\*\*Two family members residing in the same household

Make checks payable to: **Mid-Del Art Guild**

Mail to: **Kara Gardner, Treas. • PO Box 10393 • Midwest City, OK 73140**



**Coloring Book Project:** Project Chairman Marilyn Ragan hopes you will submit your **black and white line drawings** 8x10 on any Oklahoma Topics very soon so we can get this Mid-Del Art Guild Coloring Book project going.

### Suggested topics:

#### State Symbols:

- **Flag:** The Oklahoma state flag features an Osage warrior's shield on a blue background, with an olive branch and a calumet (peace pipe) crossed in front. Seven eagle feathers decorate the shield.
- **Bird:** The scissor-tailed flycatcher is the official state bird.
- **Animal:** The bison is the official state animal.
- **Wildflower:** The Indian blanket (*Gaillardia pulchella*) is the official state wildflower.
- **Flower:** The Oklahoma rose is the state flower.
- **Tree:** The redbud is the state tree.
- **Rock:** Rose rock is the Oklahoma state rock.
- **Musical Instrument:** The fiddle is the state musical instrument.
- **Grass:** Indian grass is Oklahoma's state grass.
- **Reptile:** The Mountain Boomer or collared lizard is the state reptile.

- **State Cartoon Character:** Gusty.
- **State Caricature Artist:** The Okie Artist.
- **State Butterfly:** Black Swallowtail Butterfly.
- **State Amphibian:** Bullfrog.
- **State Children's Song:** "Oklahoma, My Native Land".
- **State Monument:** The 76-foot-tall (23 m) Golden Driller.
- **State Insect:** Honeybee.

#### Places:

POPs and Round Barn in Arcadia, UCO Clock Tower, OCU Star building, Devon Tower, Scissortail Park and Bridge, Myriad Gardens, National Cowboy and Western Heritage Museum, OKC Zoo, Science Museum, State Capitol, Quartz Mountain Lodge, Tulsa "Driller", Greenwood District, The Gathering Place park, "World's Largest Peanut" in Durant, cotton fields, Talimena Scenic Byway, Chickasaw National Recreation Area, Washita Battlefield National Historic Site, Oklahoma City National Memorial & Museum, Wichita Mountains Wildlife Refuge, Medicine Park, Guthrie Historic District, Paseo District, Honey Springs Battlefield, Fort Gibson Historic Site, Oklahoma Land Run sculpture in Bricktown, and many, many more!

#### Other Symbols and Identity Elements:

- **State Colors:** Blue and Gold are the state colors.
- **State Motto:** "Labor Omnia Vicit" (Labor conquers all things).
- **State Song:** "Oklahoma, My Native Land".

**Cindy Van Kley, Newsletter Editor**