

# MID-DEL ART GUILD

## Meetings:

The first Monday of each month (except Sept.) from 7:00pm to 8:45pm. In-person & by Zoom

## MIDWEST CITY LIBRARY

Auditorium or Meeting Room B, 8243 E Reno Ave, (East of Midwest Blvd) OKC (Midwest City), OK 73110



[www.mid-delartguild.com](http://www.mid-delartguild.com)

## INSIDE THIS ISSUE:

Tiny Homes Demo by Susan Schmidt	1&3
In Memory of Carolyn Martin	1-2
Show Your Art in Shopping Malls	2
2022/2023 MDAG Officers	2
Help Rebuild MDAG	4
What Is Zoom? (How-to)	5-8
Hangin' Around Town Schedule	9

## Susan Schmidt

### Tiny Homes for Teens Art Project February 6



Our guest artist for the February 6<sup>th</sup> MDAG meeting is Susan Schmidt, who will tell

us about how we can participate in a program to donate artwork for tiny homes for homeless teens!

Just as MDAG is establishing a new home at the MWC Library for our monthly demos and meetings, OKC teens who age out of foster care are also in need of new homes. The program run by Pivot, Inc. started 5 years ago to provide Tiny Little Homes and assistance to teach skills and help teens gain experience in transitioning to adulthood. There are now 26 homes located at 201 NE 50<sup>th</sup> Street with another 15 planned for the coming year. Each 280 to 320 square foot home has one or two

TINY HOMES Cont Page 3



## In Memory Carolyn Martin MDAG Friend

Carolyn Martin passed away January 8. Carolyn was a long-time member of Mid-Del Art Guild as well as an art instructor. Her funeral is being delayed awaiting family. Joan Faught plans to notify members with funeral details by email.

## Volunteer Quote

**"It is the greatest of all mistakes to do nothing because you can only do a little – do what you can."**

**Sydney Smith**

## LOOKING AHEAD—

**Feb 6 – Susan Schmidt** – Demo "Tiny Homes for Teens MDAG Project"

**Mar 6 – Al Bostick** – Demo "Palette Painting & Story Making" Acrylic.

**Apr 3 – Aztrid Moan** – Demo "Relief Printing Foxes"

**May 1 – Nicole Moan** – Demo "Ceramic Roses"

**June 5 – Rory Morgan** – Demo "Colorful Aspen Trees" Acrylic.

**June 10 – Rory Morgan** – Workshop - Acrylic.

## Heads Up! Exhibit in May

**MDAG Member Show**  
The theme of "Nature and the Environment" will build on the Earth Day 2023 theme "Invest in Our Planet". --

**MWC Library**  
May 1 – May 31

## Refreshment Providers

Please sign up at the next meeting for YOUR turn as one of our (2 or 3 per meeting) Refreshment Providers. Each member only needs to do it once a year if - everyone does their share!

Contact **Karen Dickerson** at 405-640-3154.

Feb 6 Cindy Van Klev, YOU?

Mar 6 Susan Schmidt, YOU?

Apr 3 YOU?, \_\_\_\_\_

## News Updates

(cont'd from page 1)

Set-Up May 1 from  
2 to 4pm. Take down May  
31, 2 to 4pm.

Reception May 1  
At Meeting Break

Midwest City Library's  
35 foot wall and cabinet  
spaces have been  
reserved for a Group  
MDAG Show May  
2023.

The environmental  
theme of "Nature and  
the Environment"  
follows Earth Day which  
is every year in April.  
Start thinking about  
what you want to  
display.

Think of all the extreme  
weather related news  
events we saw in 2022.  
Storms, wildfires,  
tornadoes, floods. Most  
any subject can be  
interpreted to be  
environmental.

Cute furry animals,  
landscapes, sure even  
abstract paintings will  
work. An abstract  
painting could be a  
depiction of Chaos Due  
to Climate Change.

You can write about  
your painting on a card  
posted alongside your  
work.

More info to follow later  
about the show.

If questions, call Susan  
Schmidt 405-947-2061

--

START PAINTING YOUR

## March & April Speakers: Al Bostic & Aztrid Moan



## SHOW YOUR ART IN SHOPPING MALLS

BY Susan Schmidt,  
Show Chair



After reading on Facebook  
about the Oklahoma Art  
Guild's 3-day show at Penn  
Square Mall in September  
2022, I was able to get my  
"Animals In Peril" portraits  
displayed in an empty store

**Special Thanks to Cindy  
Van Kley** for sharing her  
tips in using this MDAG  
Newsletter template which  
she developed.

*Susan Schmidt*

## HANGIN' AROUND TOWN

Be sure to get your work seen at  
one of the Hanging Around Town  
venues. Sign up with Joan  
Faught at the meeting or call at  
405-659-7894. See the opportu-  
nities in the chart. And send Su-  
san Schmidt a photo of your ex-  
hibit with your name and location  
to [sbschmidt88@sbcglobal.net](mailto:sbschmidt88@sbcglobal.net).

## 2022-2023 OFFICERS

PRESIDENT: ..... Cindy Van Kley  
1<sup>ST</sup> VICE - SPECIAL EVENTS: .....  
..... Susan Schmidt  
2<sup>nd</sup> VICE – PROGRAMS: .....  
..... **Temporarily** Susan Schmidt  
SECRETARY: ..... Suzanne Henthorn  
TREASURER: ..... Kara Gardner  
MEMBER AT LARGE: ..... Jude Delaney  
MEMBER AT LARGE: .....  
..... Elizabeth Painchaud  
PARLIAMENTARIAN: ..... Nan Trosper

## APPOINTED POSITIONS

NEWSLETTER: .....  
..... **Temporarily** Susan Schmidt  
HOSPITALITY: ..... Karen Dickerson  
GREETER: ..... Mojgan Busick  
GREETER: ..... **Vacant**  
HANG AROUND TOWN Joan Faught  
WEBMASTER: ..... Madeline Dillner

**Please consider volunteering for the  
vacant positions — we need you!**



TINY HOMES - (cont'd from p. 1)

twin beds, refrigerator, 2-burner stove, microwave and dining area. Each home is a bit different inside and out and decorated individually.



That's where we come in. As part of MDAG's community service commitment, guild artists will have the opportunity to create original paintings for each tiny home. Susan Schmidt will kick off the project February 6 by showing some of her paintings for the Tiny Little Homes, provide a demonstration and allow members to give it a try. The technique which added a contemporary look to Susan's paintings was shared by motivational corporate speaker and artist Lisa Allen who Susan plans to invite as a future demo artist. The truly addictive technique is

both wild and colorful, perfect for teen audiences and suitable for the modern looking colorful tiny homes.



MDAG has purchased 16x20 inch canvases to hand out at the February 6<sup>th</sup> meeting to artists who commit to painting one or more paintings. Completed painting should be returned to Susan at the March or April MDAG meetings. Susan plans to set up a special display of the collection at the MWC Library before delivery to Pivot.

In addition, MDAG members will be invited to the open house of the new 15 homes when they are completed so we can see some of our paintings on display in their permanent locations before 15 lucky teens move in.

Schmidt is thrilled by the fast pace and abstract drama possible using spray and tube acrylic paints and a few tools. See you at the Feb 6<sup>th</sup> meeting in the "Forum" auditorium at the MWC Library.

See continuation in half-column on right.-->

## Are You A WIX Website Expert? Want to Be?

Previously MDAG members could send 4 or 5 JPG images with the title, size and medium of each painting and a short one-paragraph biographical blurb. Our webmaster would set it up (or add to) members own little gallery within our website at [www.mid-delart-guild.com](http://www.mid-delart-guild.com) Madeline Dillner is no longer able to work on the website.

**Would you like to volunteer?**

## REMINDER:

If you are one of the RIBBON WINNERS, please stay after the meeting and wait for Susan to get a separate photo of your winning artwork for the newsletter. Thanks!

[cont'd]

Some demos may be held in Meeting Room A &/or B. We plan to include the meeting/demo on Zoom with close-up views of the demonstration and art being created. That way both Zoom and in-person audiences can see the details without the need of the overhead mirror we used at Rose State. Workshops may be held at a local church.

**SHOW ART** - (cont'd from p. 2)

front as part of their "Art On The Town" initiative. "

My Animals In Peril" series are small acrylic paintings size 12x12, of endangered animals. To create a focal point for the exhibit, I painted a 20x20 black and white interactive puzzle for mall window-shoppers. "How many of the 16 animals in peril can you name?"

You probably have experienced when Googling one subject, that something else will pop up and lead you astray. That happened when researching the animals. I Googled silhouettes of pangolin (which is an endangered scaly anteater). Luckily my husband identified what I had painted as an armadillo! Such a mistake could have been very embarrassing. Painting with acrylics made it easy to white out the pointed ears and thicken the legs and tail. Voila, Pangolin.

**Suzanne Henthorn** took over the space in the Penn Square Mall store front in December and displayed her colorful horse and wind-up toy paintings and sculptures. I was told by mall personnel there was lots of space available during Covid and no artists. Unfortunately, not as much space is expected in 2023. But seeking space to exhibit your work is worth the effort. One never knows when a store front, display case, or vestibule might become available.

Send photos of your art and list of paintings (including sizes) with your request for an application to

Jill Farrand, the Director of Marketing & Business Development for Penn Square Mall at [jfarrand@si-mon.com](mailto:jfarrand@si-mon.com). I had to provide my own easels for the store front. And I was very careful to use a small amount of Scotch tape to ensure I could cleanly remove the tape and my artist statement from the glass. The mall doesn't sell the art so be sure to clearly show your website or other contact info for potential buyers to reach out.

Bet the other malls have similar opportunities to show your art.



## Help Rebuild MDAG

Our membership, leadership, and involvement in MDAG events was vibrant before COVID. Remember the attendance and excitement? Now, the number of members who have renewed is down, not all board positions are filled, and attendance at our Christmas party was an all-time low.

We have withstood three long years of COVID restrictions plus we were recently forced to find another location for our meetings when Rose State College announced greatly increased fees to rent space in the Community Learning Center.

Yes, we have a lot of challenges to overcome but we can do it. We just need your support. Renew your membership.

Membership is still \$35 single, \$20 for students, and \$40 for family or business. You can mail your application to MDAG, PO Box 10393, Midwest City, OK 73140 or bring it to a meeting.

Guild demonstrations, workshops, and shows have the power to improve our art and change our lives.

**The MDAG was founded in 1973. Think back to all the blood, sweat and tears it took to build up the guild and let us vow to make the guild even more vibrant. Step up. Get Excited Again!**

# What is Zoom?

Zoom is the leader in modern enterprise video communications, with an easy, reliable cloud platform for video and audio conferencing, chat, and webinars across mobile, desktop, and room systems. Zoom Rooms is the original software-based conference room solution used around the world in board, conference, huddle, and training rooms, as well as executive offices and classrooms

## Do I need a Zoom account to participate in a meeting?

No; only the person who coordinates/hosts the meeting needs an account.

## How do I download Zoom?

Go to <https://zoom.us/download> and download the app for the device you will be using to participate in the meeting. The first option is for computers.

If you haven't downloaded Zoom when you click on the Zoom URL in the invitation email, you will be prompted to download the app.

## How do I get the information I need to participate in a meeting?

- Each meeting has a unique 9, 10, or 11-digit number called a meeting ID that will be required to join a Zoom meeting
- You will receive an invitation email, created by the coordinator/host, with the date and time of the meeting as well as the Zoom URL and Meeting ID.

EXAMPLE:

Name of Coordinator/Host is inviting you to a scheduled Zoom meeting.

Topic: XYZ User Group Meeting

Time: Jan 28, 2020 07:00 PM Eastern Time (US and Canada) (different time zones can be selected)

Join Zoom Meeting (the below URL and Meeting ID is unique for each meeting; these are not valid numbers)

<https://zoom.us/j/929632381>

**Meeting ID: 929 632 381**

One tap mobile

+16699006833,,929432081# US (San Jose)

+16468769923,,929432081# US (New York)

Dial by your location

+1 669 900 6833 US (San Jose)

+1 646 876 9923 US (New York)

Meeting ID: 929 432 081

Find your local number: <https://zoom.us/u/adrD9ALH>

- Click on the URL (includes the meeting ID), Join a meeting Fill in the required information and you are participating in the meeting.





**Reboot your device before participating in a Zoom meeting.**

#### **Do I need a webcam to participate in a meeting?**

No, other participants will not be able to see you but you can listen and speak during the meeting, share your screen, and view the webcam video of other participants.



#### **Audio**

- Check that your speakers are turned on and the volume in the device you are using is turned up.
- Click on the arrow to the right of the microphone in the lower menu bar and test your speaker(s) and microphone.
- Mute your microphone when entering a meeting.
- You can also press and hold the space bar on your keyboard to temporarily unmute yourself.
- You can help prevent feedback by wearing headphones or earbuds.

#### **Video**

Most webcams will have an indicator light to show it is "on the air." If your light is not on, the camera may not be detected by the computer. The camera must be connected before you start the conference. Unplug the camera (if not built-in) and plug it back into a new USB port if possible. If that fails, restart the computer and/or run the setup software for your webcam.

#### **Freezes, Video Lags**

Close all programs that are working in the background such as:

- All Cloud backup programs
- Is your anti-virus program scheduled to update/scan during the meeting?
- Have your Tuesday patches been downloaded & installed?

Since everyone can see/hear each other during the meeting:

- Please make sure your home/office phone has been turned off or moved to another room.
- Avoid having "busy" items such as moving ceiling fans in your video.
- Avoid bright lights in the background.
- Does the dog(s) need to be outside?

#### **Recording a Meeting**

All Zoom hosts can record locally to their computer. The recording is saved to the host's documents folder. It is downloaded after the meeting has ended.

#### **What are the Participant Controls?**



**Click to mute/unmute your microphone or hold down the space bar. Stay muted to avoid distractions.**

Click the up arrow next to the microphone icon to open audio settings

to test your speaker(s) and mic or change their settings.



Click to start/stop your camera

If you have a camera but don't want to be 'live' at the meeting click on stop video

Click the up arrow to open video settings where you can change your camera settings.



The meeting coordinator/host can invite attendees.



You are a participant. Click to show a list of other participants at the meeting.

You can also raise your hand, change your display name,




If you are giving a presentation, click on this icon to share your screen, open your presentation and give the presentation. After you are finished, click to unshare your screen.

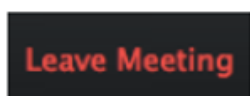


Click to open the Chat panel where you can start or respond to a chat.

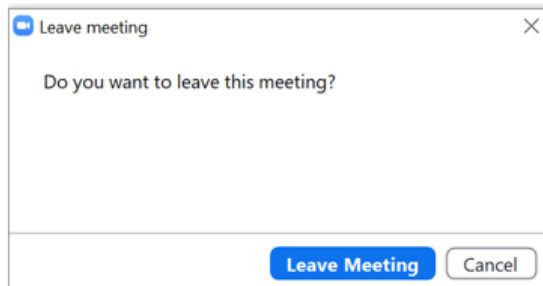
Your meeting coordinator/host might ask participants to visually raise their hand to be recognized to ask a question.



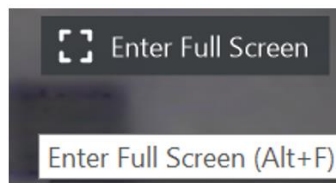
Only the host can record the meeting.



Click here to leave the meeting.



Click in the upper right corner to change your view. With full screen, it will be populated with squares containing the participants. You might need to scroll to the right or left to see more participants. Click on Speaker view to best see the speaker.



## Thanks to CCOKC for Zoom Tips

The previous tips for participating in a Zoom meeting were provided by the Computer Club of Oklahoma City.

You know, as we age it is especially important that we continue to socialize to keep our wits about us. When you can no longer drive to MDAG or other club meetings, use Zoom to continue those relationships.

Continue to learn new skills and enjoy new experiences. Zoom brings the world and your friends into your home.

**Are you confused about using computers? Baffled by email and the Internet?**

(Cont on page 8)

THANKS CCOKC - (cont'd from p. 7)

Need help? The Computer Club of Oklahoma City (CCOKC) has the help and support you are looking for!

The CCOKC prides itself on the principle "members helping members." CCOKC is a non-profit organization established in 1986 to help seniors in the Oklahoma City area use and understand computers in a friendly and social environment."

To improve your computer skills, consider joining CCOKC. It is located in NW OKC, west of May Avenue and north of the NW Expressway. They have study groups, classes, weekly meetings both in person and by Zoom where they answer questions and suggest solutions to technical problems you are experiencing with your computer and smart phones. Adult membership costs \$55 per year.

Go to their website at <https://ccokc.org> to learn more. The General Meeting is held on the 4<sup>th</sup> Thursday each month at 10:00am. There is never a charge to attend this meeting.



**Computer Club of Oklahoma City**  
**3000 United Founders Blvd.,**  
**Suite 209 Oklahoma City,**  
**OK 73112-4279**



## How do I download Zoom?

**It is possible to use Zoom by just clicking on the invitation link, because it will walk you through downloading the app when you click on the link.**

But it takes time and could make you late to the meeting. So, install it ahead of time if you can. Once that's done, open the app on your device and simply click 'on the link in the email invitation. If for some reason the link does not work, you can open the app, click Join Meeting, and enter the Meeting ID provided in the invitation and press Join.

You can download the app for your computer at <https://zoom.us/download> and click the download button and Zoom for Desktop Client. Always be careful when downloading anything that you are on the official site.

On your Android smart phone go to the Google Play app, search Zoom and then press install. For Apple phones and tablets you go to the Play Store to install.

It is a more enjoyable experience to use Zoom on a larger screen. I am not a Zoom expert and you may run into problems, I could help you in advance of the meeting if you call my home phone 405-947-2061 and leave a message.

Susan Schmidt



## HANGING AROUND TOWN

For information about displaying your work at one of these local business venues, chat with **Joan Faught 405-203-0284**.

VENUE	Requirements	FEB/MAR	APR/MAY	JUN/JULY
<b>1st National Bank Del City</b> 4330 SE 29 St, De City	2-3 carpet-covered panels, 6-8 paintings	Joan Faught	June Rea	<b>OPEN</b>
<b>Anthony's Appliance</b> 5701 E Reno Ave, MWC	Large Wall – 12-18 medium paintings or 10-12 large paintings. (bring hammer and diagonal picture hanger hooks)	Dana Masters	<b>OPEN</b>	<b>OPEN</b>
<b>Marks Pharmacy</b> 7201 E Reno Ave #A, MWC	5 medium size paintings (16x20)	Cindy Van Kley	Dana Masters	<b>OPEN</b>
<b>Midwest Dental Center 732-0431</b> 570 S. Post Rd.	12 paintings (6 – 16x20 & 6 – smaller) Make appt w/Rhonda to hang or remove paintings	June Rae	Cindy Van Kley	Dana Masters
TBD TBD				
TBD TBD				



**Mid-Del Art Guild**  
Newsletter Editor  
PO Box 10393  
Midwest City, Ok 73140  
[www.mid-delartguild.com](http://www.mid-delartguild.com)

**E-mail**  
mdag.news@gmail.com

**We're on the Web!**  
[www.mid-delartguild.com](http://www.mid-delartguild.com)

## Join Mid-Del Art Guild

### Membership

type:

☐ New

☐ Renewal

☐ Single/\$35 ☐ Student\*/\$20 ☐ Family\*\*/\$40 ☐ Business/\$40

Referred by: \_\_\_\_\_

Date: \_\_\_\_\_ Favorite Medium(s): \_\_\_\_\_

Name(s): \_\_\_\_\_

Address \_\_\_\_\_

City \_\_\_\_\_ State \_\_\_\_\_ Zip \_\_\_\_\_

PHONE: Home \_\_\_\_\_ Cell \_\_\_\_\_

**E-Mail** (for newsletter) \_\_\_\_\_

\*Must be enrolled full time as Art Major, with current Student ID, or aged under 19 yrs old

\*\*Two family members residing in the same household

Make checks payable to: **Mid-Del Art Guild**

Mail to: **Kara Gardner, Treas. • PO Box 10393 • Midwest City, OK 73140**

### Mid-Del Art Guild

Newsletter Editor

[mdag.news@gmail.com](mailto:mdag.news@gmail.com)

PO Box 10393

Midwest City, OK 73140

**To:**